

# School Library Profiles - 2004-2005 School Year

CENTAURUS HIGH SCHOOL

10300 SOUTH BOULDER ROAD, LAFAYETTE, CO 80026

Respondent: Louise Shorter



This report covers the research findings presented in "How School Librarians Help Kids Achieve Standards: The Second Colorado Study" as well as those reported in Fast Facts No. 180 from the Library Research Service, which show that CSAP reading scores increase with improvements in school library programs. Various predictors of academic achievement are reported for the school and its peers. Note that these predictors cannot be explained away by school or community differences. For more information visit:

<http://www.lrs.org/data-tools/school-libraries/impact-studies/>

<http://www.lrs.org/documents/fastfacts/180NRSxIL.pdf>

The data reported here reflects your school's responses to the Annual Colorado School Library Survey.

**CENTAURUS HIGH SCHOOL**  
**Grade Level: High**  
**Enrollment Range: 700 - 999**

## Weekly Service Levels

### School Library Visits per Week

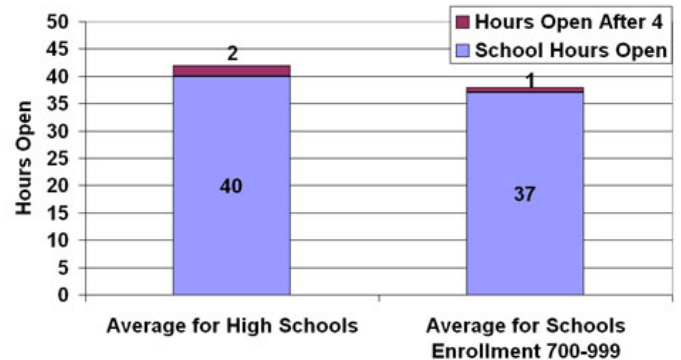
	Your School	High Schools Avg.	Avg. for Schools 700-999 Students
Ind. Student Visits	600	749	365
Visits per Student	0.60	1.00	0.40
Class/Group Visits	45	5	3

Choosing to visit the School Library as an individual, separate from a class visit, is a strong indicator of higher test scores.

### Information Skills Instruction per Week

	Your School	High Schools Avg.	Avg. for Schools 700-999 Students
Ind. Student Visits	200	157	91
Visits per Student	0.20	0.20	0.10
Class/Group Visits	20	24	24

### Hours Open During a Typical Week



When access to school libraries is scheduled flexibly, reading scores improve 13-22%. Flexible scheduling allows students to visit the school library individually.

	Your School
School Hours Open	45.0
Hours Open After 4pm	0.0

Prepared by Library Research Service  
 Colorado State Library-Department of Education  
 201 East Colfax Ave., Suite 309  
 Denver, CO 80203-1799  
 Tel.: 303.866-6900 - Fax: 303.866-6940  
 Web site: www.lrs.org

# School Library Profiles - 2004-2005 School Year

CENTAURUS HIGH SCHOOL

10300 SOUTH BOULDER ROAD, LAFAYETTE, CO 80026

Respondent: Louise Shorter

## School Library Program Development

### School Library Collection

	Your School	High Schools Avg.	Avg. for Schools 700-999 Students
Number of Books	19,798	11,384	12,047
Books per Student	20	24	15
Print Subscriptions	30	35	21
Subs. per 100 Students	3	9.8	2.6
Avg. N-F Copyright	1989	1986	1989

Schools with well-developed School Library programs average higher reading scores. Well-developed programs are indicated by staffing level, collection size and age, and expenditures.

### Staff Availability

	Your School	High Schools Avg.	Avg. for Schools 700-999 Students
Librarian FTE	1.00	0.90	0.74
Lib. FTE/100 Students	0.10	0.11	0.09
Total Staff FTE	1.00	1.86	1.26
Staff FTE/100 Students	0.10	0.25	0.16

CSAP reading test scores increase with increases in total staff hours per 100 students.

\* Note: For the purposes of this profile, the terms "School Library" and "Library Media Center" are equivalent. To maintain consistency, this profile uses the term "School Library."

## Operating Expenses

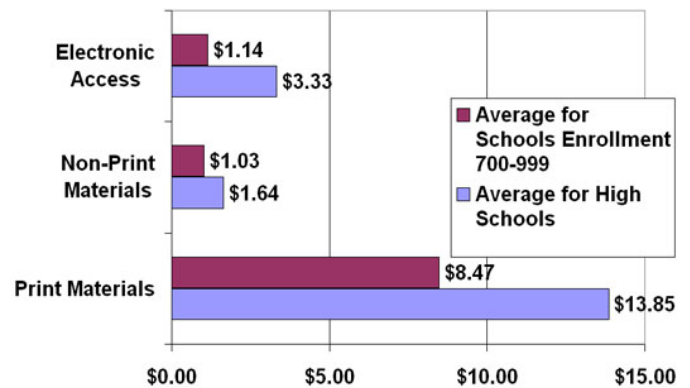
CSAP reading test scores increase with increases in:

- School Library staff hours per 100 Students
- Print volumes per student
- Periodical subscriptions per 100 students
- Electronic reference titles per 100 students
- School Library Expenditures per student

### Operating Expenditures

	Your School	High Schools Avg.	Avg. for Schools 700-999 Students
Total Expenditures	10906	14030	11001
Exp. per Student	10.97	23.39	13.52

### Expenditures per Student



	Your School
Electronic Access	1.76
Non-Print Materials	0.20
Print Materials	7.10

# School Library Profiles - 2004-2005 School Year

CENTAURUS HIGH SCHOOL

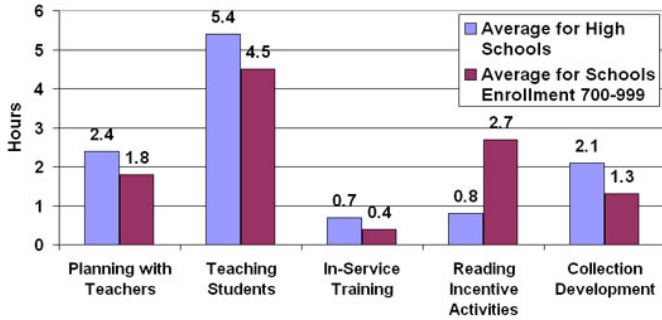
10300 SOUTH BOULDER ROAD, LAFAYETTE, CO 80026

Respondent: Louise Shorter

## Collaboration and Leadership

## Information Technology

### Weekly Hours Spent on Collaboration Activities



	Planning with Teachers	Teaching Students	In-Service Training	Reading Incentive Activities	Collection Development
Your School	5	10	1	6	10

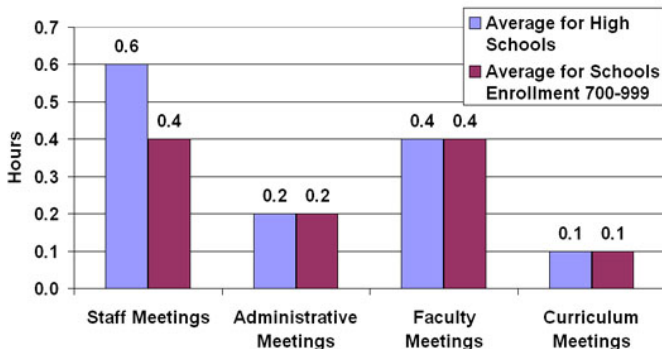
Test scores rise in both elementary and middle schools as library media specialists and teachers work together. In addition, scores also increase with the amount of time library media specialists spend as in-service trainers of other teachers, acquainting them with the rapidly changing world of information.

### Computers per 100 Students

	Your School	High Schools Avg.	Avg. for Schools 700-999 Students
Library Computers w/Internet	2.0	5.8	3.5
Other School Computers w/Internet	20.1	24.4	16.7
Library Computers w/Catalog Access	2.0	4.1	3.0
Other School Computers w/Catalog Access	20.1	20.2	12.4
Library Computers w/Database Access	2.0	4.6	3.3
Other School Computers w/Database Access	20.1	22.9	15.3

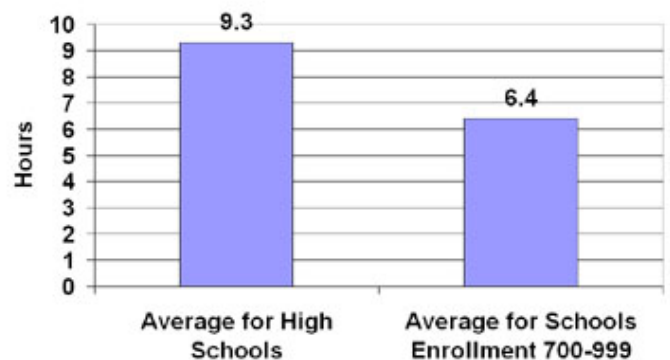
Test scores increase as school librarians spend more time managing a computer network through which the school library program reaches beyond its own walls to classrooms, labs, and offices.

### Weekly Hours Spent on Leadership Activities



	Staff Meetings	Administrative Meetings	Faculty Meetings	Curriculum Meetings
Your School	3	2	1	2

### Hours Spent Managing Technology



	Your School
Librarian Hours Spent Managing Technology	8