

School Library Profiles - 2004-2005 School Year

LEWIS-PALMER MIDDLE SCHOOL

1776 WOODMOOR DR., Monument, CO 80132

Respondent: Glenda Hawkinson



This report covers the research findings presented in "How School Librarians Help Kids Achieve Standards: The Second Colorado Study" as well as those reported in Fast Facts No. 180 from the Library Research Service, which show that CSAP reading scores increase with improvements in school library programs. Various predictors of academic achievement are reported for the school and its peers. Note that these predictors cannot be explained away by school or community differences. For more information visit:

<http://www.lrs.org/data-tools/school-libraries/impact-studies/>

<http://www.lrs.org/documents/fastfacts/180NRSxIL.pdf>

The data reported here reflects your school's responses to the Annual Colorado School Library Survey.

LEWIS-PALMER MIDDLE SCHOOL

Grade Level: Middle

Enrollment Range: 500 - 699

Prepared by Library Research Service
 Colorado State Library-Department of Education
 201 East Colfax Ave., Suite 309
 Denver, CO 80203-1799
 Tel.: 303.866-6900 - Fax: 303.866-6940
 Web site: www.lrs.org

Weekly Service Levels

School Library Visits per Week

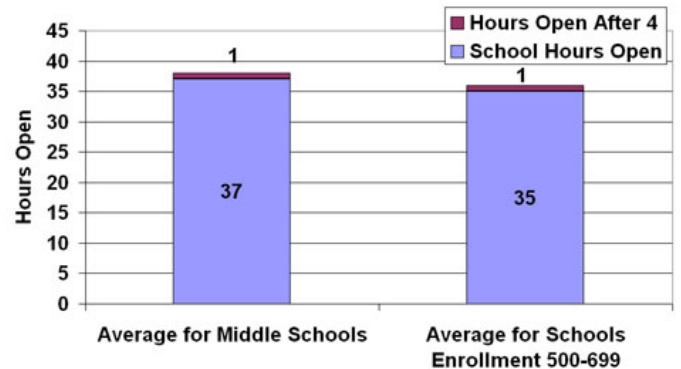
	Your School	Middle Schools Avg.	Avg. for Schools 500-699 Students
Ind. Student Visits	750	297	349
Visits per Student	1.22	0.60	0.60
Class/Group Visits	25	4	4

Choosing to visit the School Library as an individual, separate from a class visit, is a strong indicator of higher test scores.

Information Skills Instruction per Week

	Your School	Middle Schools Avg.	Avg. for Schools 500-699 Students
Ind. Student Visits	350	77	90
Visits per Student	0.57	0.20	0.10
Class/Group Visits	8	18	24

Hours Open During a Typical Week



When access to school libraries is scheduled flexibly, reading scores improve 13-22%. Flexible scheduling allows students to visit the school library individually.

	Your School
School Hours Open	40.0
Hours Open After 4pm	0.0

School Library Profiles - 2004-2005 School Year

LEWIS-PALMER MIDDLE SCHOOL

1776 WOODMOOR DR., Monument, CO 80132

Respondent: Glenda Hawkinson

School Library Program Development

School Library Collection

	Your School	Middle Schools Avg.	Avg. for Schools 500-699 Students
Number of Books	11,498	9,715	11,493
Books per Student	19	22	20
Print Subscriptions	22	19	17
Subs. per 100 Students	4	5.0	2.8
Avg. N-F Copyright	1990	1989	1991

Schools with well-developed School Library programs average higher reading scores. Well-developed programs are indicated by staffing level, collection size and age, and expenditures.

Staff Availability

	Your School	Middle Schools Avg.	Avg. for Schools 500-699 Students
Librarian FTE	1.00	0.70	0.66
Lib. FTE/100 Students	0.16	0.12	0.11
Total Staff FTE	2.00	1.28	1.22
Staff FTE/100 Students	0.33	0.25	0.21

CSAP reading test scores increase with increases in total staff hours per 100 students.

* Note: For the purposes of this profile, the terms "School Library" and "Library Media Center" are equivalent. To maintain consistency, this profile uses the term "School Library."

Operating Expenses

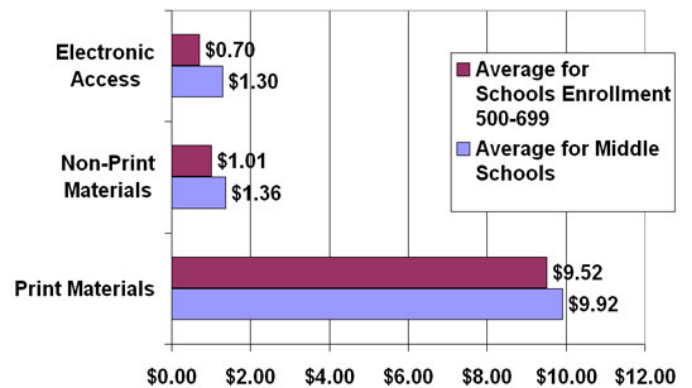
CSAP reading test scores increase with increases in:

- School Library staff hours per 100 Students
- Print volumes per student
- Periodical subscriptions per 100 students
- Electronic reference titles per 100 students
- School Library Expenditures per student

Operating Expenditures

	Your School	Middle Schools Avg.	Avg. for Schools 500-699 Students
Total Expenditures	15400	8458	7709
Exp. per Student	25.08	15.97	13.17

Expenditures per Student



	Your School
Electronic Access	2.93
Non-Print Materials	0.98
Print Materials	10.59

School Library Profiles - 2004-2005 School Year

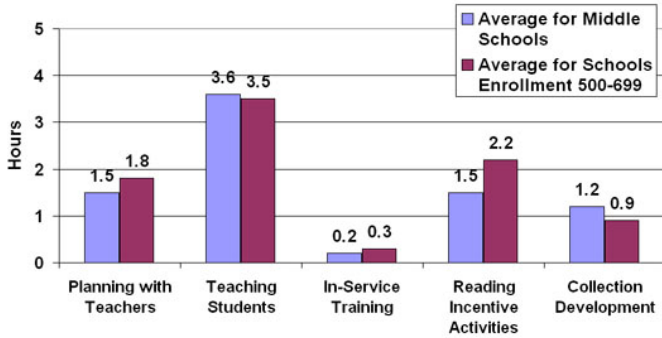
LEWIS-PALMER MIDDLE SCHOOL

1776 WOODMOOR DR., Monument, CO 80132

Respondent: Glenda Hawkinson

Collaboration and Leadership

Weekly Hours Spent on Collaboration Activities



	Planning with Teachers	Teaching Students	In-Service Training	Reading Incentive Activities	Collection Development
Your School	4	20	1	5	1

Test scores rise in both elementary and middle schools as library media specialists and teachers work together. In addition, scores also increase with the amount of time library media specialists spend as in-service trainers of other teachers, acquainting them with the rapidly changing world of information.

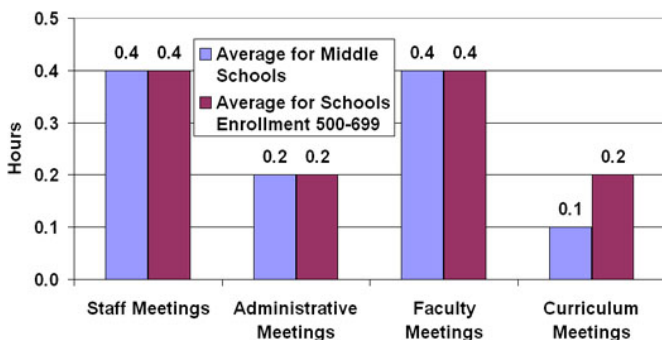
Information Technology

Computers per 100 Students

	Your School	Middle Schools Avg.	Avg. for Schools 500-699 Students
Library Computers w/Internet	16.1	5.8	2.8
Other School Computers w/Internet	22.6	18.7	16.0
Library Computers w/Catalog Access	16.1	4.5	2.6
Other School Computers w/Catalog Access	22.6	13.9	13.2
Library Computers w/Database Access	16.1	4.5	2.6
Other School Computers w/Database Access	22.6	17.8	15.6

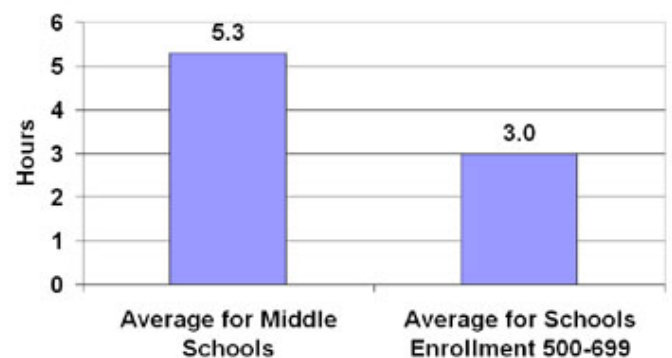
Test scores increase as school librarians spend more time managing a computer network through which the school library program reaches beyond its own walls to classrooms, labs, and offices.

Weekly Hours Spent on Leadership Activities



	Staff Meetings	Administrative Meetings	Faculty Meetings	Curriculum Meetings
Your School	1	1	1	0

Hours Spent Managing Technology



	Your School
Librarian Hours Spent Managing Technology	4