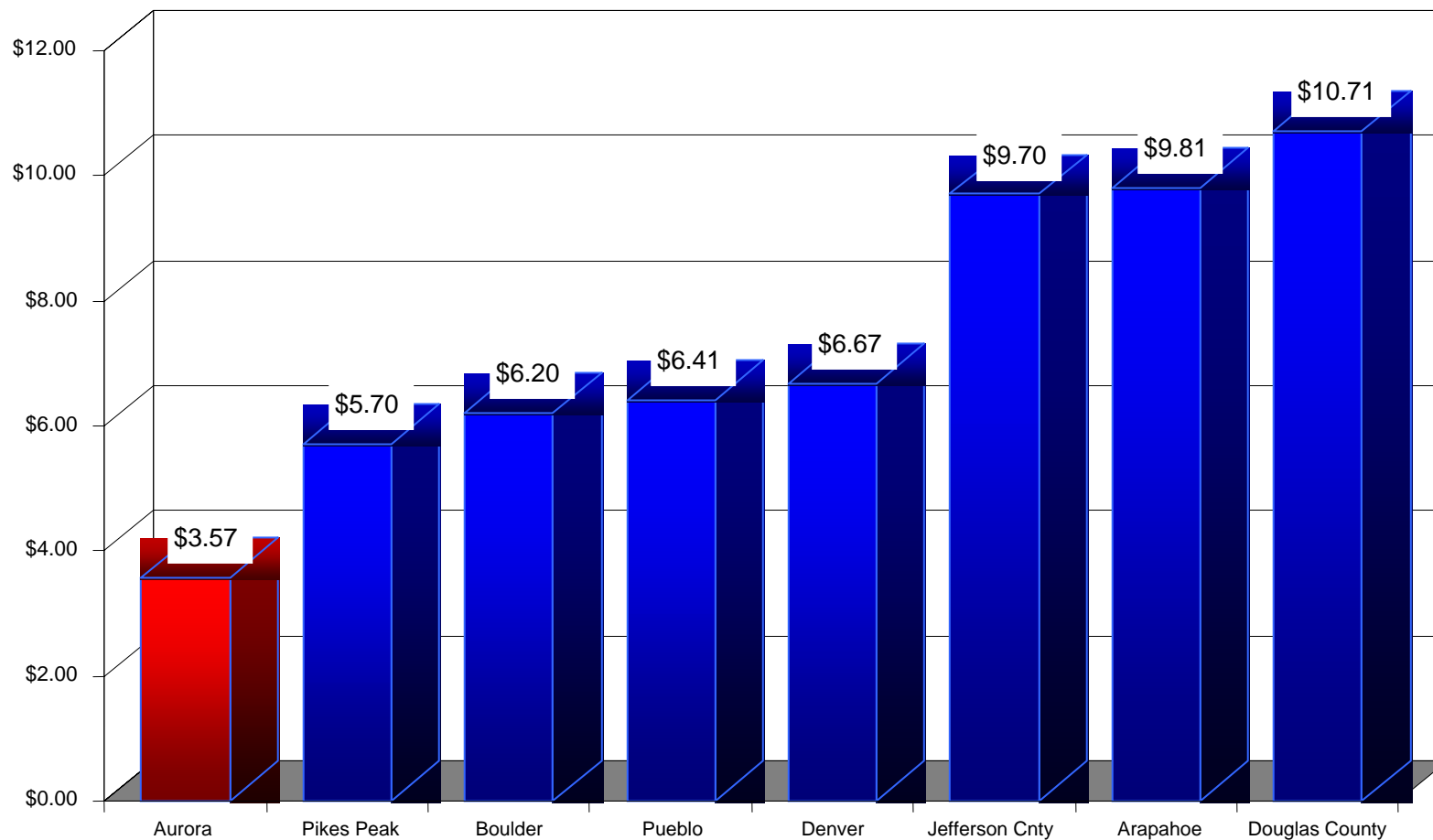


MATERIALS SPENDING ANALYSIS OF COMPARABLE FRONT RANGE LIBRARIES

The following charts and graphs were generated by Steve Wasiecko, Manager of Administrative Services, City of Aurora, Library, Recreation & Cultural Services. The public libraries included were selected by Mr. Wasiecko to serve as peers to Aurora Public Library and consist of Arapahoe Library District, Boulder, Denver, Douglas County, Jefferson County, Pikes Peak Public Library District and Pueblo City-County Library District. The charts and graphs are based on data provided by the participating libraries and reflect the annual materials and per capita budgets from 2000 – 2006.

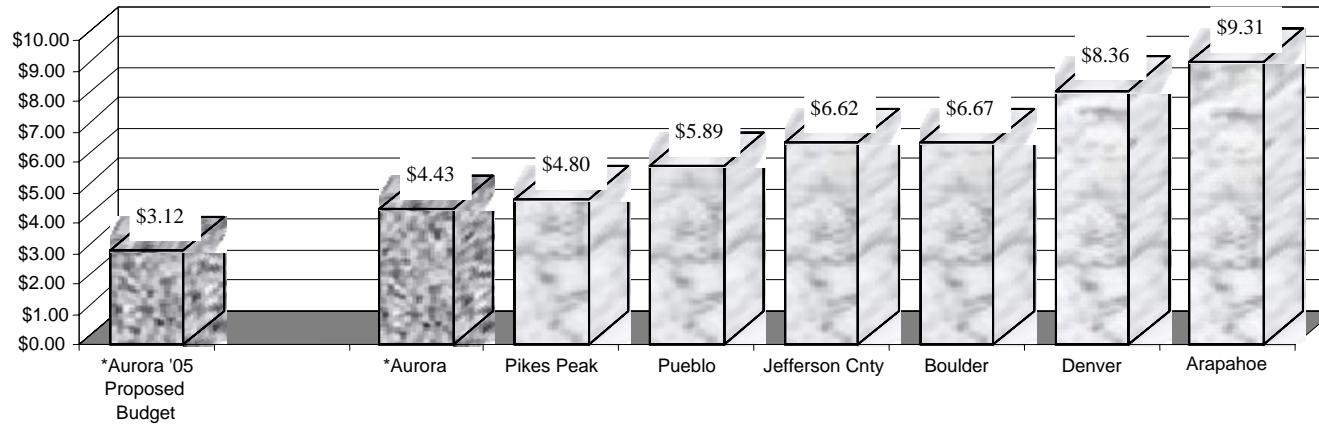
2006 Materials Budget Comparison



<u>Agency</u>	<u>Per Capita</u>	<u>2006 Budget *</u>	<u>Population</u>
Aurora	\$3.57	\$1,084,500	304,000
Pikes Peak	\$5.70	\$2,851,400	500,668
Boulder	\$6.20	\$629,715	101,500
Pueblo	\$6.41	\$963,239	150,171
Denver	\$6.67	\$3,864,321	579,744
Jefferson Cnty	\$9.70	\$3,395,800	350,000
Arapahoe	\$9.81	\$1,981,100	202,048
Douglas County	\$10.71	\$2,850,000	266,000
<i>Median</i>	<i>\$6.54</i>	<i>\$2,415,550</i>	<i>285,000</i>
<i>Mean (Average)</i>	<i>\$7.35</i>	<i>\$2,202,509</i>	<i>306,766</i>

* includes local agency and other sources (gifts, grants, intergovernmental). Does not include one-time capital startup funds for new facilities.

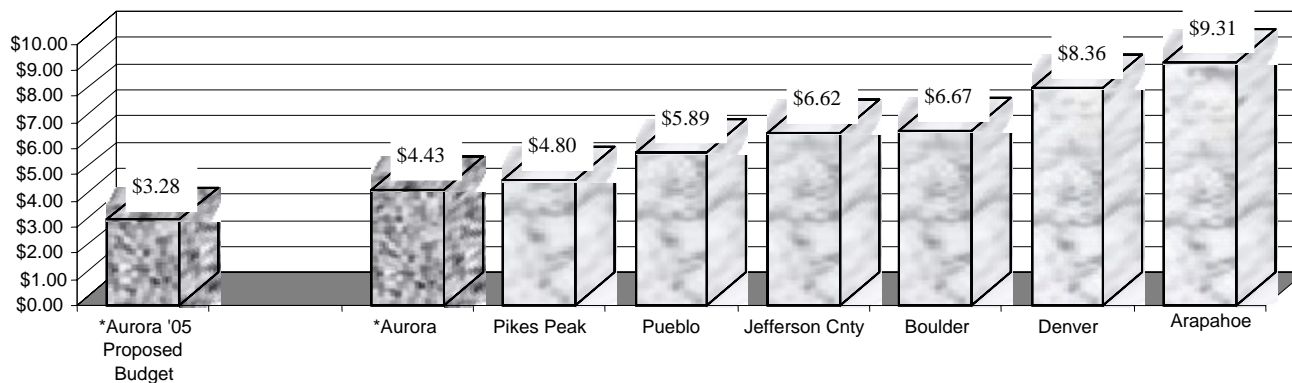
2005 Materials Budget Comparison



<u>Agency</u>	<u>Per Capita</u>	<u>Materials Budget</u>	<u>Population</u>
*Aurora '05 Proposed Budget	\$3.12	\$934,500	300,000
*Aurora	\$4.43	\$1,315,894	297,077
Pikes Peak	\$4.80	\$2,379,090	495,426
Pueblo	\$5.89	\$865,639	147,057
Jefferson Cnty	\$6.62	\$3,514,400	530,821
Boulder	\$6.67	\$625,000	93,752
Denver	\$8.36	\$4,686,356	560,882
Arapahoe	\$9.31	\$1,829,201	196,572
Median	\$6.62	\$1,829,201	297,077
Mean (Average)	\$6.58	\$2,173,654	331,655

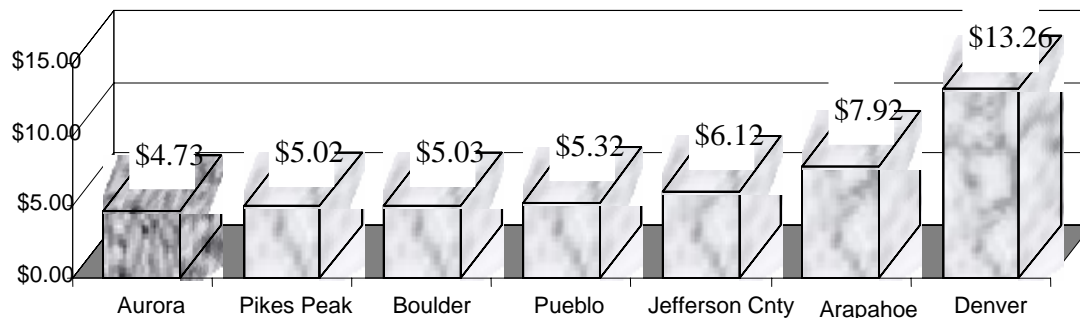
* Does not include one time Bond funds dedicated to collection development for Tallyns & MLK or other non General Fund dollars

2004 Materials Budget Comparison



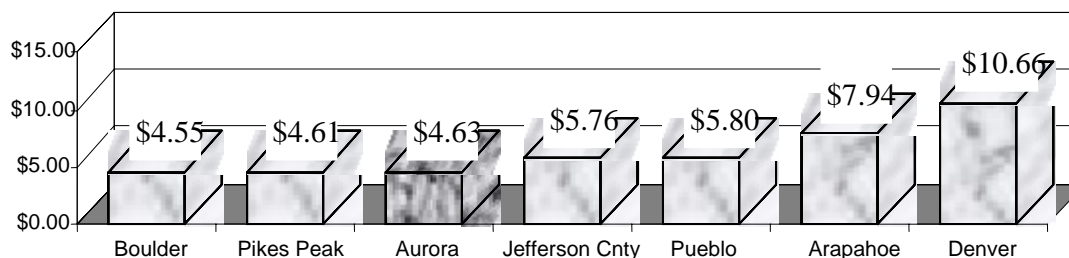
<u>Agency</u>	<u>Per Capita</u>	<u>Materials Budget</u>	<u>Population</u>
*Aurora '05 Proposed Budget	\$3.28	\$985,000	300,000
*Aurora	\$4.43	\$1,315,894	297,077
Pikes Peak	\$4.80	\$2,379,090	495,426
Pueblo	\$5.89	\$865,639	147,057
Jefferson Cnty	\$6.62	\$3,514,400	530,821
Boulder	\$6.67	\$625,000	93,752
Denver	\$8.36	\$4,686,356	560,882
Arapahoe	\$9.31	\$1,829,201	196,572
Median	\$6.62	\$1,829,201	297,077
Mean (Average)	\$6.58	\$2,173,654	331,655

2002 Materials Budget Comparison



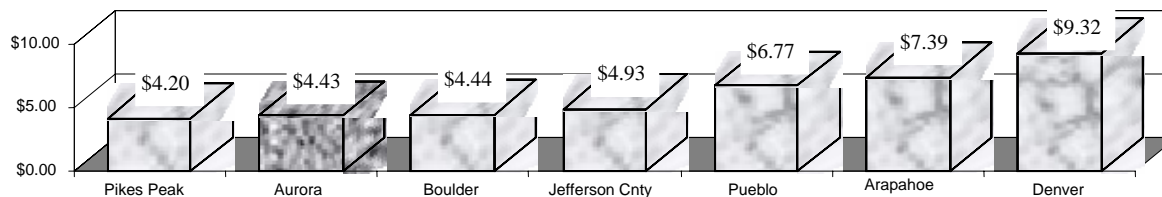
<u>Agency</u>	<u>Per Capita</u>	<u>Material Budget</u>	<u>Population</u>
Aurora	\$4.73		
Pikes Peak	\$5.02	2,375,536	473,472
Boulder	\$5.03	596,142	118,533
Pueblo	\$5.32	753,000	141,472
Jefferson Cnty	\$6.12	3,153,000	515,200
Arapahoe	\$7.92	1,591,846	201,000
Denver	\$13.26	7,484,870	564,606

2001 Materials Budget Comparison



<u>Agency</u>	<u>Per Capita</u>	<u>Material Budget</u>	<u>Population</u>
Boulder	\$4.55	557,000	122,356
Pikes Peak	\$4.61	2,070,937	448,860
Aurora	\$0.00	5	275,000
Jefferson Cnty	\$5.76	2,970,009	515,200
Pueblo	\$5.80	803,000	138,498
Arapahoe	\$7.94	1,595,483	201,000
Denver	\$10.66	5,422,360	508,900

2000 Materials Budget Comparison



<u>Agency</u>	<u>Per Capita</u>	<u>Material Budget</u>	<u>Population</u>
Pikes Peak	\$4.20	1,852,335	440,664
Aurora	\$4.43	1,160,000	262,000
Boulder	\$4.44	541,000	121,979
Jefferson Cnty	\$4.93	2,538,600	515,200
Pueblo	\$6.77	923,475	136,311
Arapahoe	\$7.39	1,485,493	201,000
Denver	\$9.32	4,717,301	506,350