




















	Service	Less Likely to Offer		More Likely to Offer	Total Number of Libraries Offering Service*
Colorado public library services during the Stay At Home order	Limited building access	5,000+		Under 5,000	7
		Multiple outlets		One outlet	
		County, Municipal		District	
	In-person services	10,000+		Under 10,000	32
		Municipal		District, County	
	Curbside pickup	10,000+		Under 10,000	21
		County, Municipal		District	
Colorado public library services during the first 35 days of the Safer At Home order	Virtual services	Under 5,000		5,000+	70
	Home delivery	10,000+		Under 10,000	24
		Municipal		County, District	
	Mail delivery	10,000+		Under 10,000	9
		County, Municipal		District	
	Limited or full building access	10,000+		Under 10,000	20
		County, Municipal		District	
Public computer access	10,000+		Under 10,000	18	
	County, Municipal		District		

*Based on the survey responses of 76 Colorado public library jurisdictions (67% of jurisdictions). For more information about the survey response rate, please see [this resource](#). Multi-jurisdictional and school libraries were excluded from the legal basis analyses presented above and member libraries were excluded from all of the analyses presented above because of limited responses.

 = population served  = number of outlets  = legal basis